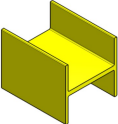
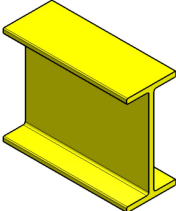
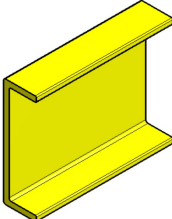
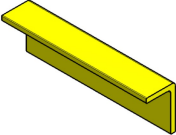
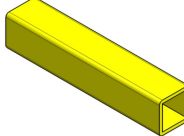
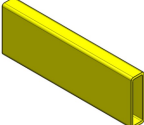
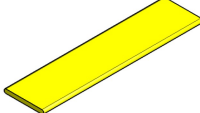


Type	Dimensions (mm)	E DaN/mm <sup>2</sup>	Ixx (en mm <sup>4</sup> )	Résistance à la traction DaN/mm <sup>2</sup>	Poids Kg/ml	Longueur ml
	200*200*15*10 *	2100	43.423.333	25	11.7	6
	200*100*10*10	2600	22.926.667	25	6.5	6
	150*75*8*8	2300	7.659.669	25	4	6
	120*60*8*8	2600	3.765.589	25	3.3	6
	100*50*8*8	2600	2.092.203	25	2.7	6
	300*100*15 * GRIS UNIQUEMENT	2600	85.579.000	25	12.7	6
	200*60*10	1450	15.700.000	25	6.1	6
	150*47*8	2600	5.237.429	25	3.5	6
	90*35*8	2500	1.214496	25	2.1	6
	100*100*8	1800	1.486.046	25	2.6	6
	75*50*8 GRIS UNIQUEMENT	1800	526.235	25	1.8	6
	60*60*5 GRIS UNIQUEMENT	1800	12.5*10 <sup>4</sup>	25	1.1	6
	50*50*5 GRIS UNIQUEMENT	1800	112.503	25	0.9	6
	35*35*5 * GRIS UNIQUEMENT	1800	36.350	25	0.6	6
	90*90*8 *	2300	2.968.619	35	4.6	6
	50*50*5	2300	307.500	35	1.6	6
	85*25*4*3 * GRIS OU VERT	2300	920.833	35	1.2	6
	50*4	1800	0.52*10 <sup>5</sup>	25	0.35	6

\* SUR COMMANDE DE 10 PROFILS MINIMUM